

A Model for Mental Health and Child Welfare Collaboration in A System of Care

Bruce Kamradt, MSW

19th Annual Research Conference on Systems of Care for Children's Mental Health

Tampa, Florida – February 23, 2006

What is Wraparound Milwaukee

- Unique System of Care Serving Children/Adolescent with Serious Emotional and Mental Health Needs and Their Families in Milwaukee County
- Structured as a Publicly Operated Care Management Organization (like an HMO) with a Strong Business Model
 - Pools about \$40 million from major child serving systems
 - Major components of care include, care coordination, mobile crisis teams and a provider network of agencies offering about 80 services
 - Single payor for all services
 - Links child serving agencies and providers through an internet-based IT system



Philosophy and Approach

- Strength-based, individualized care based on Wraparound approach
- Single care plan with single case manager to guide and facilitate treatment of child and family across systems
- Focus is primarily on provision of community-based services
- Family-driven care planning
- Focus on measuring and achieving quantifiable outcomes



Community Partners

- Bureau of Milwaukee Child Welfare
- Delinquency and Court Services
- Medicaid
- Milwaukee County Behavioral Health Division

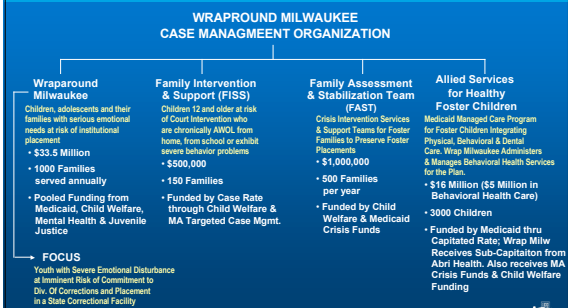


Child Welfare as Partner

- Focus major areas of involvement in Wraparound Milwaukee System of Care = 1500 Children + \$19 million
 - Wraparound Milwaukee – alternatives to residential treatment (350 children)
 - Family Intervention and Support (FISS) – court diversion program for adolescents with mental health and parent-child issues (150 families)
 - Mobile crisis services for foster families-dedicated, 24-hour, crisis intervention services for foster families to support placement stability (500 families)
 - Allied services for healthy foster children – integrated physical, behavioral and dental services under a medicaid home model, funded by medicaid (1915 a waiver) for the 3000 foster children in Milwaukee county (500 children)



Programs Currently Operated by Milw. Co. Behavioral Health Division Wraparound Milwaukee

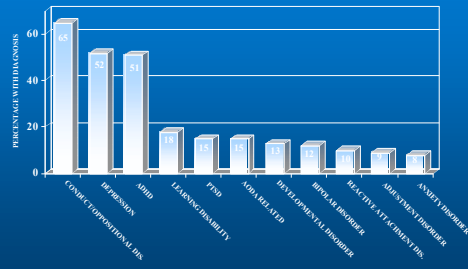


What Does Our Child Welfare Population Look Like for Children with Highest Level of Needs (Regular Wraparound Milwaukee Youth)

- 35% of Average Daily Enrollment of 630 Youth
- 62% Male – 38% Female
- Average Age = 12.8 years
- 68% African American, 7% Hispanic and 23% Caucasian
- 55% with incomes less than \$15,000 per year
- Types of Referrals
 - 61% are unable to provide necessary care
 - 49% neglect
 - 20% abuse



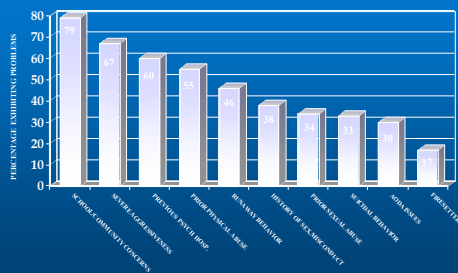
Common DSM-IV Diagnoses of CHIPS Clients in the Wraparound Milwaukee Program



n = 981
Data through 9/30/05



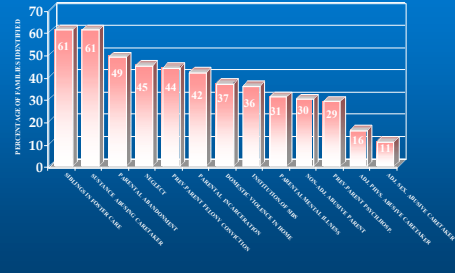
Primary Presenting Concerns of CHIPS Clients in the Milwaukee Wraparound Program



n = 1025
Data through 9/30/05



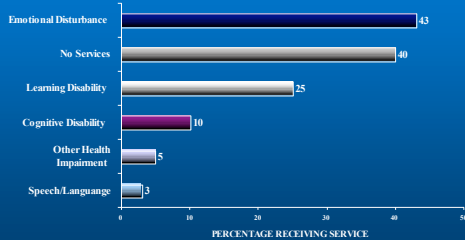
Primary Concerns Identified at Intake of Families of CHIPS Clients in the Milwaukee Wraparound Program



n = 1017
Data through 9/30/05



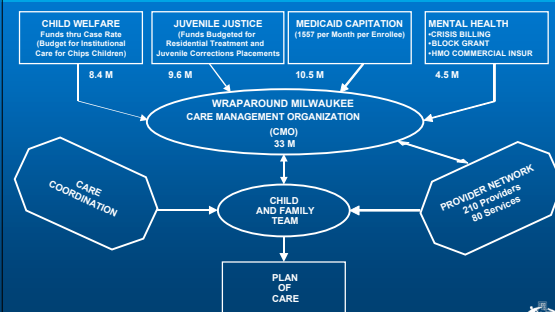
Special Education Placements Prior to Enrollment for CHIPS Clients in the Milwaukee Wraparound Program



n = 965
Data through 9/30/05



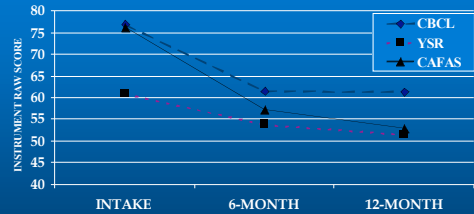
What are Pooled Funds?



The Care Planning Approach in Wraparound Milwaukee

- Coordinated Services Team (Wraparound Child and Family Team)
- Care Coordinators facilitate team and development of the Plan of Care
- Formal services to meet needs accessed through an extensive provider network of 80 services and 240 providers
- Every child has a crisis/safety plan including access to Mobile Crisis Team
- Child welfare worker joins the Coordinated Services Team – goal is always to achieve permanency for child
- Outcome measures established

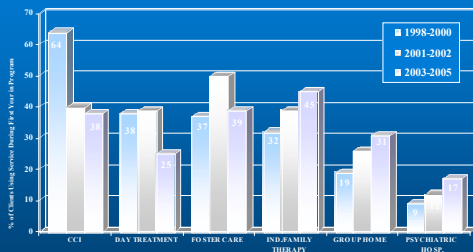
Caregiver, Care Coordinator, & Youth Reported Improvement in Functioning



Child Behavior Checklist (CBCL), n=307; Youth Self-Report (YSR), n=204; Child & Adolescent Functional Assessment Scale (CAFAS), n=439. Reductions are significant at the p<.001 level of significance using a repeated measures analysis of variance.

Data through 9/30/05

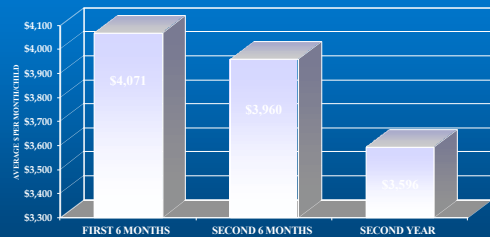
Significant Service Utilization Trends During the First Year of Enrollment in Wraparound Milwaukee for Youths with a CHIPS Order



Service utilization is based on records of 804 enrollments. Differences are significant at a p < .05 level using a Chi-Square comparison.

Data through 9/30/05

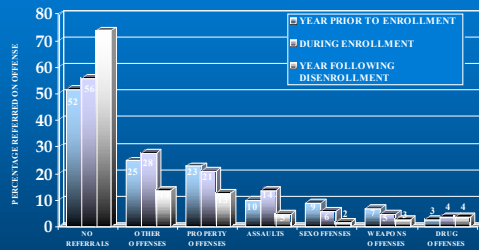
Average Cost per Month of Services used by CHIPS Clients in the Milwaukee Wraparound Program



n=808

Data through 9/30/05

Specific Legal Offense Referrals Before, During, & After Enrollment for CHIPS Clients in the Wraparound Milwaukee Program



*Other offenses consist primarily of disorderly conduct and/or obstructing justice

n = 376

Data through 9/30/05

Achievements Working with the Child Welfare System

- Over \$10 million in child welfare funding going into funding pool – implementation of case rate and fixed funding methodologies
- Coordinated Service Team adopted by Child Welfare (Wraparound Milwaukee provided training to child welfare workers)
- Role clarification through written job descriptions and memorandum of agreements
- Dual/flexible court orders (court orders in CHIPS cases includes order for Wraparound Milwaukee care coordination and services to guide treatment)
- Single release of information/shared IT access

Achievements Working with the Child Welfare System (cont.)

- Defined conflict resolution procedures
- Potential referrals screened together (Wraparound Milwaukee is part of central staffing process)
- Wraparound Milwaukee provides all mental health crisis intervention services to foster families
- Coordinate rate setting with treatment foster homes/collaborate on audits of providers
- Sharing of network providers

